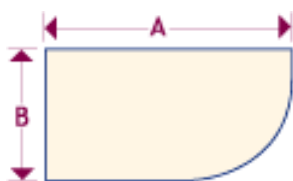


Name & Address

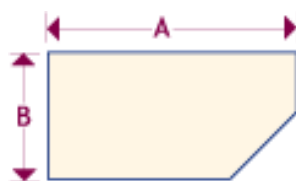
your PO #
their PO #

COLOR	MDF only #999	MODEL	EDGE PROFIL
melamine back white #555 <input type="checkbox"/>	melamine back color <input type="checkbox"/>	MDF melamine back white #555 <input type="checkbox"/>	MDF melamine back color <input type="checkbox"/>
		MDF melamine back recoatable #998 <input type="checkbox"/>	

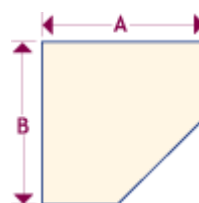
CORNER SHELVES



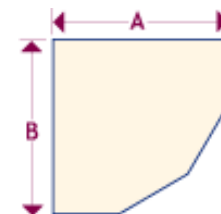
left #3950
right #3956



left #3952
right #3957



left #3953
right #3958



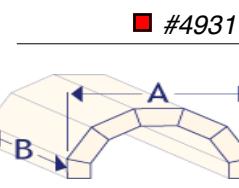
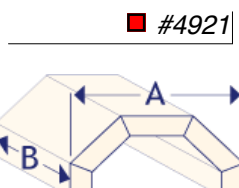
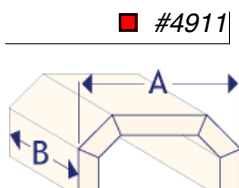
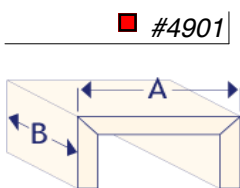
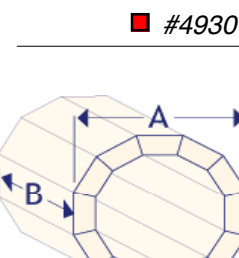
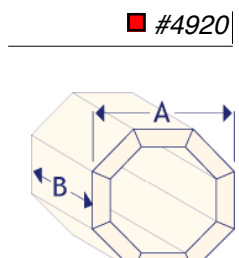
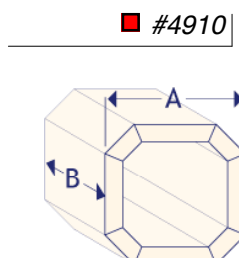
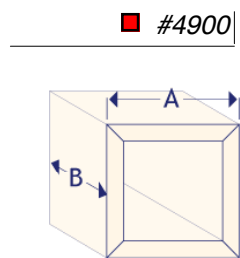
left #3954
right #3959

Qty	A	x	B	Model
_____	_____	x	_____	<input type="checkbox"/>
_____	_____	x	_____	<input type="checkbox"/>

Edge profile

vertical grain
horizontal grain

COLUMNS



Qty	A (diameter)	x	B (height)	Model
_____	_____	x	_____	<input type="checkbox"/>
_____	_____	x	_____	<input type="checkbox"/>

Square edge by default