

Name & Address

your PO #

their PO #

purchase order form -2
thermoplastic & mdf

COLOR

MDF
only #999

MODEL

EDGE
PROFIL

melamine back
white #555

melamine back
color

MDF
melamine back
white #555

MDF
melamine back
color

MDF
melamine back
recoatable #998

MULTIPLE PANELS

vertical grain
horizontal grain

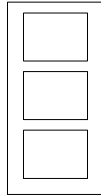
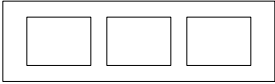
finger pull
hinge boring

juxtaposed equal

stacked
equal

model - top pattern
model - bottom pattern

provide diagram for special specifications



number of patterns

2 3 4 5 6

2 3 4 5 6

2 3 4 5 6

2 3 4 5 6

2 3 4 5 6

Qty	Width	Height
_____	_____	x _____
_____	_____	x _____
_____	_____	x _____
_____	_____	x _____
_____	_____	x _____

FRAMES

Edge profile

Inside square edge by default


inside corner 5/8" radius

Qty	Width	Height	Model
_____	_____	x _____	<input type="text"/>
_____	_____	x _____	<input type="text"/>
_____	_____	x _____	<input type="text"/>
_____	_____	x _____	<input type="text"/>
_____	_____	x _____	<input type="text"/>


Dimension of frame
Minimum 1"

top	<input type="text"/>
bottom	<input type="text"/>
left	<input type="text"/>
right	<input type="text"/>

Frame - "U"



Frame 1 opening



Frame 2 openings

