



## PRODUCT CATALOGUE

Canadian Wholesale Manufacturer of Ready-to-Finish Custom Millwork

*Mills*  
· EST. 1975 ·  
WOODWORKING

# Canadian Wholesale Manufacturer of Custom Doors, Drawers, and Millwork Components

Founded in 1975 by Larry Mills, Mills Woodworking began as a humble one-man operation in a garage-based woodworking shop. Larry specialized in skillfully crafted custom furniture, cabinet doors, and other wood-related projects for local customers. Word spread quickly about the expert craftsmanship and superior quality of Canadian-made wood products that Mills offered and the demand for more of his custom designs quickly grew.

Since 1988, Mills Woodworking has focused the majority of their woodworking production on delivering ready-to-finish custom cabinet doors and drawer fronts. The company has evolved over the years into a premier Canadian wholesale manufacturer offering an impressive selection of custom ready-to-finish cabinet doors, drawer fronts, architectural wood mouldings and intricate trimwork, dovetail drawers, valances, and a wide variety of brackets, hinges, and pulls.

For three generations, the Mills Woodworking family has been supplying custom woodwork to thousands of satisfied customers across Canada. The company remains family owned and operated in the beautiful town of Essex, Ontario and has been transformed into an expansive workshop and spacious showroom where customers can custom order over 100 styles of cabinet doors, drawers, and accessories in a variety of wood types and colours, including domestic and exotic wood species.

The scale of Mills Woodworking's projects has also increased with time. Although the majority of custom projects are residential in nature and related to kitchens and bath, Mills Woodworking is increasingly manufacturing custom millwork for commercial uses. Mills Woodworking has an extensive portfolio of conventional and decorative millwork in both public and private sectors, including government buildings such as schools, hospitals, and universities as well as privately owned buildings such as golf and country clubs and corporate offices.

## Our Commitment To Our Customers

At Mills Woodworking, we prove our commitment to our customers by providing prompt and personalized customer service, superior quality lumber and wood products crafted with precision by skilled and knowledgeable Canadian woodworkers, and a vast assortment of traditional and innovative products to meet the wants and needs of every customer. We strive to build strong, long-lasting relationships with our industry's cabinetmakers, cabinet suppliers and contractors, and we make every effort to ensure their satisfaction... guaranteed!

## We Care About Our Community

Mills Woodworking is a proud member of the Windsor-Essex County community. We proudly support our community by sponsoring organizations, such as the Children's Hospital and the Windsor Minor hockey and football leagues. We also donate regularly to our local Baptist Church and the Windsor-Essex Therapeutic Riding Association.

# Flat Panel Doors



**PI-320**



**PI-400**



**PI-500**




**PI-550**



**PI-600**



**PI-650**



**PI-700**



**PI-DRF**



**FL-DRF**

**AVAILABLE IN WIDE STILE AND RAIL**

# Solid Wood Panel Doors



**RP-320**



**RP-400**



**RP-500**



**RP-550**



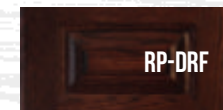
**RP-600**



**RP-650**



**RP-700**



**RP-DRF**



**FL-DRF**

**AVAILABLE IN WIDE STILE AND RAIL**

# Solid Wood Panel Doors



**KS-320**



**KS-400**



**KS-500**



**KS-550**



**KS-600**



**KS-650**



**KS-700**



**KS-DRF**



**FL-DRF**

**AVAILABLE IN WIDE STILE AND RAIL**

# Solid Wood Panel Doors



**S-320**



**S-400**



**S-500**



**S-550**




**S-600**



**S-650**



**S-700**



**AVAILABLE IN WIDE STILE AND RAIL**

# Solid Wood Panel Doors



**LC-320**



**LC-400**



**LC-500**



**LC-550**



**LC-600**



**LC-650**



**LC-700**



AVAILABLE IN WIDE STILE AND RAIL

# Solid Wood Panel Doors



**LS-320**



**LS-400**



**LS-500**



**LS-550**




**LS-600**




**LS-650**



**LS-700**



**LS-DRF**



**FL-DRF**

**AVAILABLE IN WIDE STILE AND RAIL**



# Solid Wood Panel Doors



**CR-320**



**CR-400**



**CR-500**



**CR-550**



**CR-600**



**CR-650**



**CR-700**




**AVAILABLE IN WIDE STILE AND RAIL**

# Solid Wood Panel Doors



**LR-320**



**LR-400**



**LR-500**



**LR-550**




**LR-600**



**LR-650**



**LR-700**



**LR-DRF**



**FL-DRF**

**AVAILABLE IN WIDE STILE AND RAIL**

# Solid Wood Panel Doors



**SB-320**



**SB-400**




**SB-500**



**SB-550**



**SB-600**



**SB-650**



**SB-700**



**SB-DRF**



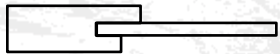
**FL-DRF**

**AVAILABLE IN WIDE STILE AND RAIL**

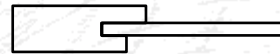
# Shaker With 1/4" Panel Doors




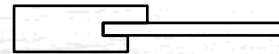
**SK-400**



**SK-550**



**SK-700**



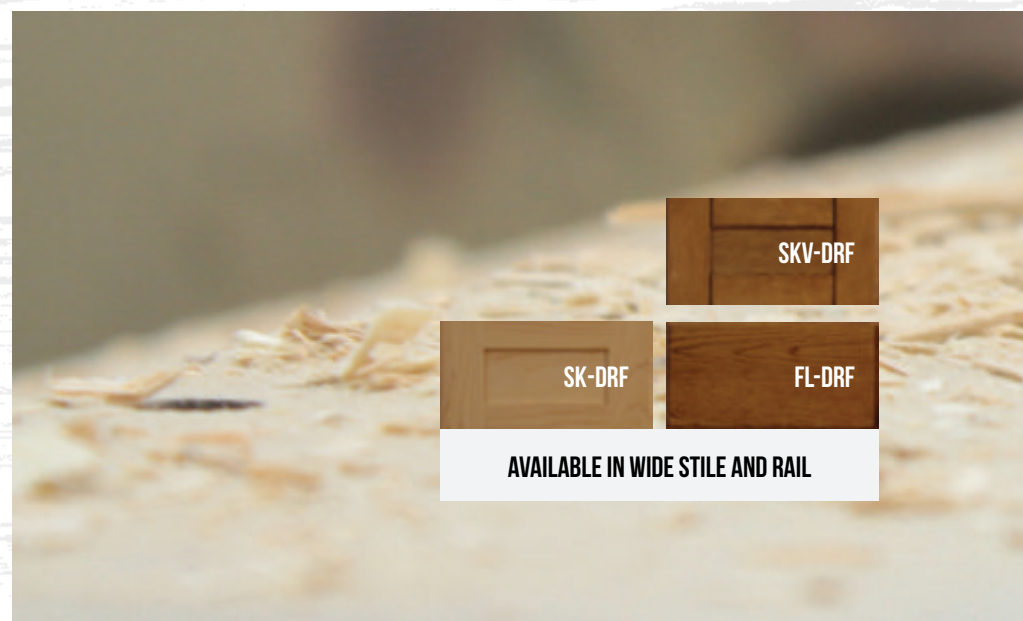
**SKV-400**



**SKV-550**



**SKV-700**



**SKV-DRF**

**SK-DRF**

**FL-DRF**

**AVAILABLE IN WIDE STILE AND RAIL**


## Shaker With 1/4" Panel Doors



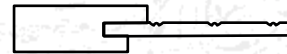
**BBV-400**



**BBV-550**



**BB-400**



**BB-550**



**BBV-DRF**

**BB-DRF**

**FL-DRF**

**AVAILABLE IN WIDE STILE AND RAIL**

**ALSO AVAILABLE IN 1/2" (HK) AND SOLID PANEL (SS)**

# Applied Moulding With 1/4" Panel



**SK-930**



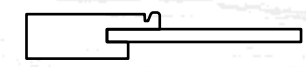
**SK-931**



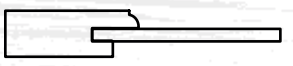
**SK-932**



**SK-933**



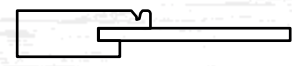
**SK-934**



**SK-936**



**SKV-933**



**AVAILABLE IN WIDE STILE AND RAIL**


# Applied Moulding With Solid Wood Panel



**KS-930**



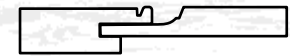
**KS-931**



**KS-932**



**KS-933**



**KS-934**



**KS-936**



**SS-935**



**AVAILABLE IN WIDE STILE AND RAIL**

# Flat Mitered Doors



**BB-812**



**PI-801**



**PI-805**



**PI-806**



**PI-807**



**PI-810**



**PI-812**



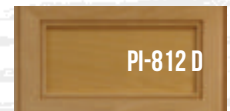
**PI-813**



**PI-807 D**



**PI-810 D**



**PI-812 D**



**PI-813 D**



**BB-812 D**




**PI-801 D**



**PI-805 D**



**PI-806 D**



**FL-DRF**

**801 & 805 AVAILABLE IN A WIDE STILE AND RAIL**



# Mitered Solid Wood Panel Doors



**LC-801**



**LS-805**



**LS-806**



**LS-807**



**LS-810**



**LS-812**



**S-801**



801 & 805 AVAILABLE IN A WIDE STILE AND RAIL

AVAILABLE IN WIDE STILE AND RAIL

# Mitered Solid Wood Panel Doors



**SB-805**



**SB-806**



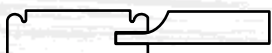
**SB-807**



**SB-810**



**SB-812**



**KS-801**



**KS-813**



**801 & 805 AVAILABLE IN A WIDE STILE AND RAIL**

# Mitered Solid Wood Panel Doors



**CR-801**



**RP-801**



**LR-805**



**LR-806**



**LR-807**



**LR-810**



**LR-812**



801 & 805 AVAILABLE IN A WIDE STILE AND RAIL

# Mitered Shaker With 1/4" Panel Doors



**SK-802**



**SK-830**



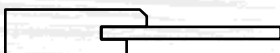
**SK-831**



**SK-832**



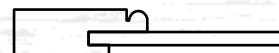
**SKV-803**



**SK-834**



**SK-836**

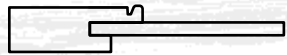


**AVAILABLE IN A WIDE STILE AND RAIL**

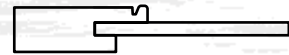
## Mitered Shaker With 1/4" Panel Doors



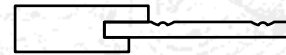
**SK-833**



**SKV-833**



**BB-802**



**BBV-803**



**SKV-833 D**

**SK-833 D**

**BB-802 D**

**BB-803 D**

**AVAILABLE IN WIDE STILE RAIL**

# New Doors



**BI-400**





**BR-400**



**PSK-400**



**LI-400**



**AVAILABLE IN A WIDE STILE AND RAIL**

## MDF Painted Doors



**9000**



**9100**



**9200**



**9300**



**9400**


## Additional Doors



**Aluminium Frame**



**Aluminium Frame**



**Ebony ECO-Wood**



**Zebra ECO-Wood**

## Speciality Wood Doors



**FF-806**



**FO-806**



**FF - Cove**



**FF - Regular**



**FO - BI & BR**



**Raise Panel Bamboo**



**FO - Regular**



**Shaker/Plugs**



**FF - Shaker**



**FO - Cove**



**FO - V-Grove Shaker**



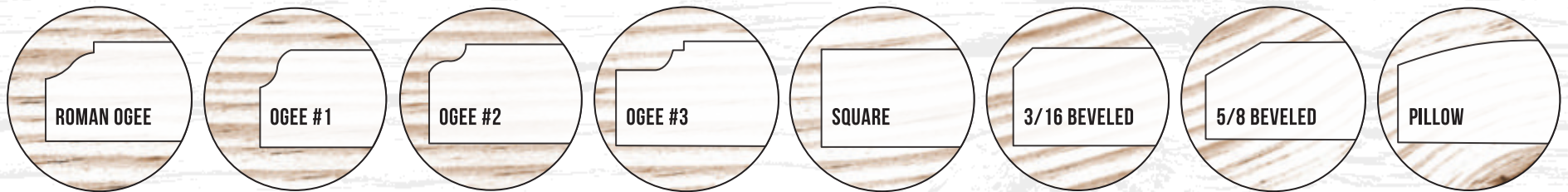
**Flat Panel Bamboo**



## Edge Profiles

At Mills Woodworking, we can custom manufacture cabinet doors or drawer fronts to achieve your desired look. We offer a wide variety of standard and decorative edge profiles to choose from that can be custom milled along the inner and outer edges of the stiles and rails of most of our cabinet doors and drawer fronts.

Edge profiles are not available on the following series of doors and drawer fronts (regardless of the panel design): 806, 807, 810, 812, and 813.



## Accessories



# Accessories



HARDWARE AND SHEET STOCK AVAILABLE

## **Warranty Information for Mill's Woodworking's Custom Cabinet Wood Doors, Drawer Fronts, and Millwork Components**

Mills Woodworking warrants that all cabinet doors, drawer fronts, and millwork components will be free from warpage, delamination, swelling, or twisting for a period of five years from the date of delivery, when given reasonable treatment. Damage or failure of our products due to situations of improper care, use, handling, or installation, or environmental conditions or circumstances out of our control, are not covered by this limited warranty.

We highly recommend that you inspect all goods upon delivery and if any items appear to be damaged or defective, you must have the delivery driver note such information in detail on the bill of lading and sign the report with his/her contact information. All damaged or defective products, or incomplete orders, must be reported to Mills Woodworking within 24 hours of receipt of the products. We reserve the right to request digital photos of the products in question.

Any custom door, drawer front, or millwork component claimed to be defective must be returned to Mills Woodworking for inspection. Defective products will either be repaired or replaced at the discretion of Mills Woodworking. F.O.B.

Mills Woodworking will not be held responsible for project delays that result from damaged or defective products.

Reasonable treatment means that all products provided to you by Mills Woodworking must:

- Be stored in areas not subject to abnormal heat, cold, dryness, humidity, or direct sunlight.
- Not be stored in freshly plastered buildings or damp and humid open areas.
- Not be subject to impairment of structural strength when fitting or applying hardware.
- Be finished on front, back, top, bottom, and sides with an equal amount of finish, as soon as possible, to prevent unequal absorption or release of moisture.
- Not be located in any area in which temperatures will exceed 120 degrees Fahrenheit. It is recommended to use a filler between all heat sources and the cabinet.



*Mills*

**345 Allen Avenue**  
ESSEX, ONTARIO CANADA, N8M 3G7

**TEL:** 1 (519) 776-4121

**FAX:** 1 (519) 776-8407

*email:* [ORDERDESK@MILLSWOODWORKING.COM](mailto:ORDERDESK@MILLSWOODWORKING.COM)

 [WWW.MILLSWOODWORKING.COM](http://WWW.MILLSWOODWORKING.COM)

